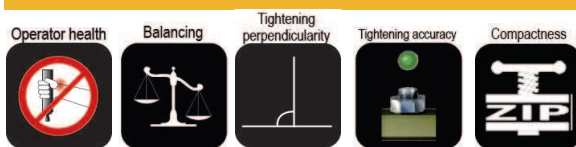




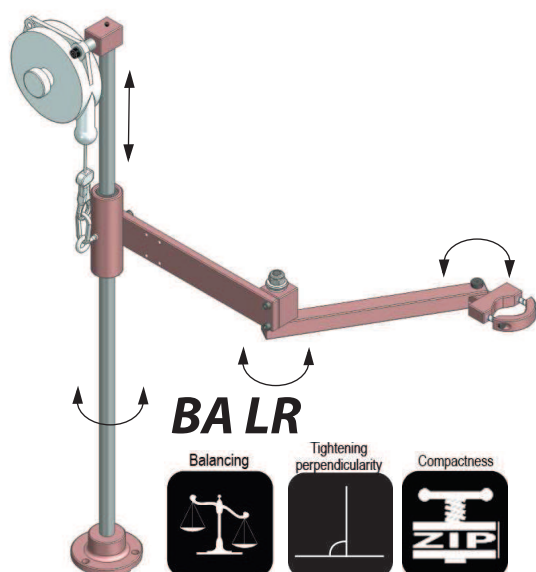
Articulated reaction arms

BA...R Series

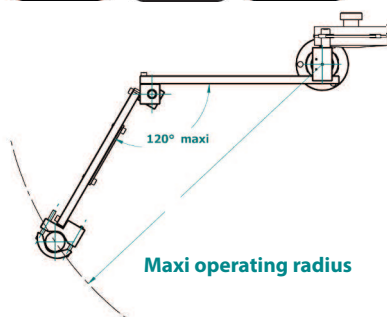
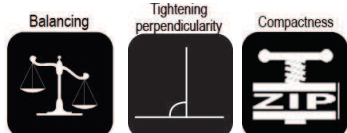


BA...R Series are equipped with a rotating articulation enabling a high working flexibility. Swivelling and folding up like a human arm, they are recommended for spaceless working places.

- Optimum ratio performance/dimensions (ideal for spaceless location)
- Economical and versatile : possibility to use on the same arm every kind of tools (straight, pistol, angle drivers) thanks to the large choice of clamps.
- Higher comfort for the operator thanks to the articulated arm (less movement inertia and better positioning accuracy).

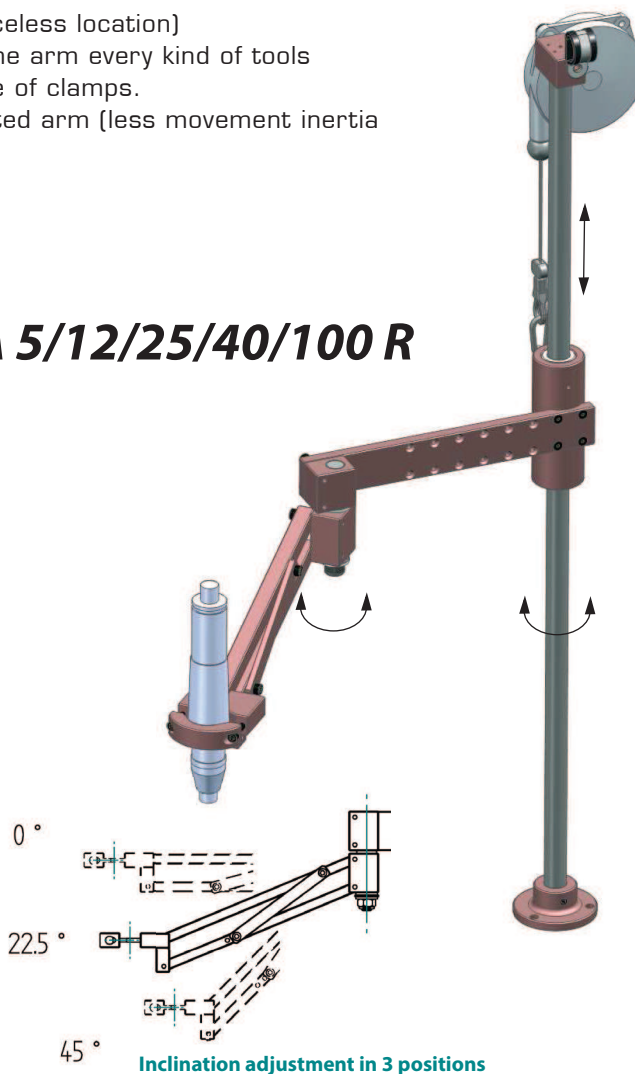


BA LR



Maxi operating radius

BA 5/12/25/40/100 R



Inclination adjustment in 3 positions

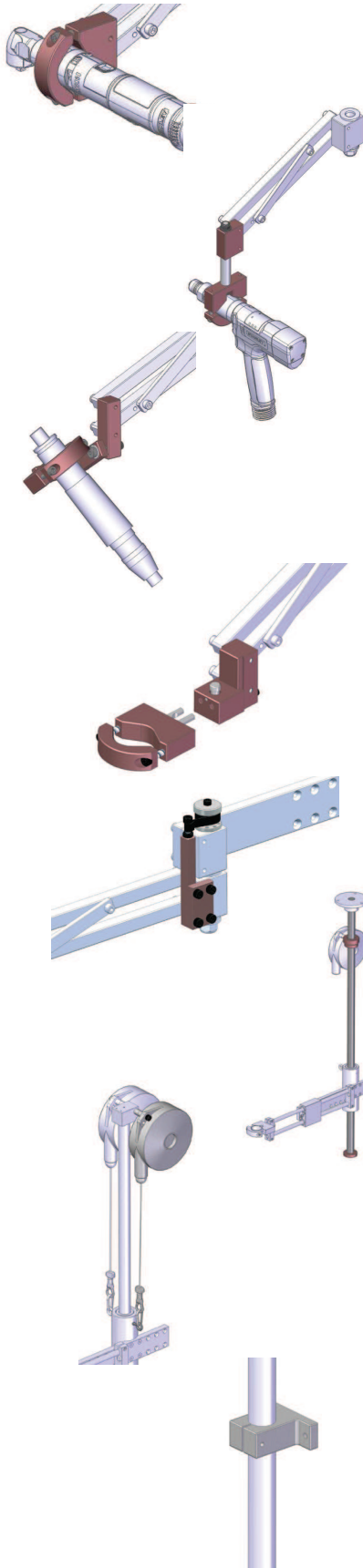
Model	Max torque (Nm)	Tool Ø (mm)	Max load (kg)	Max radius (mm)	Code
BA LR	-	25 - 42	0,9	450	4-1200826
BA 5 R	5	25 - 42	0,9	420	4-1200098
BA 12 R	12	25 - 50	1,2	450	4-1201001
BA 12 R	12	25 - 50	1,2	600	4-1201002
BA 25 R	25	28 - 52	2,2	445	4-1200070
BA 25 R	25	28 - 52	2,2	600	4-1200274
BA 25 R	25	28 - 52	2,2	800	4-1200275
BA 40 R	40	28 - 52	2,2 - 4*	630	4-1200071
BA 40 R	40	28 - 52	2,2 - 4*	800	4-1200276
BA 40 R	40	28 - 52	2,2	1000	4-1200277
BA 100 R	100	28 - 52	3,5 - 6*	715	4-1200072
BA 100 R	100	28 - 52	3,5 - 6*	900	4-1200278
BA 100 R	100	28 - 52	3,5	1100	4-1200279

* With additional balancer - **Code : 4-1200143.**

Delivered with standard clamp for straight tool.

Articulated reaction arms

BA...R Accessories



Clamp for angle nutrunner

For	Tool Ø (mm)	Code
BA 12 R	25 - 42	4-120089
BA 25 & 40 R	28 - 52	4-120090
BA 100 R	28 - 52	4-120091

Clamp for pistol tool

For	Tool Ø (mm)	Code
BA 12 R	25 - 42	4-120087
BA 25 & 40 R	28 - 52	4-120088

2 axis clamp

For	Tool Ø (mm)	Code
BA 12 R	25 - 42	4-120093
BA 25 & 40 R	28 - 52	4-120094

Quick change clamp

For	Adaptater code	Code
BA 12 R	4-1200847	4-1201003
BA 25 R	4-1200848	4-1200017
BA 40 R	4-1200848	4-1200017

Auto rest spring

For	Code
BA 5/12 R	4-1200849
BA 25 R	4-1200850
BA 40 R	4-1200851

Inverse mounting kit

For	Code
BA 5 R	4-1200385
BA 12 & 25 R	4-1200128
BA 40 & 100 R	4-1200129

Additional balancing kit

For	Arm max load (kg)	Code
BA 40 R	4	4-1200143
BA 100 R	6	4-1200143

Pole upper clamp

For	Interface (mm)	Code
BA 12 & 25 R	2 Ø 4,3 at 45 mm from pole axis	4-1200130
BA 40 & 100 R	2 Ø 5,3 at 60 mm from pole axis	4-1200131

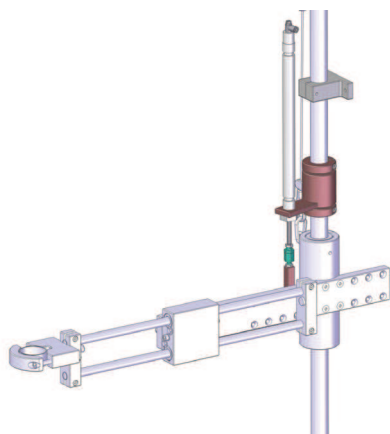


Articulated reaction arms

BA...R Accessories

Downward assistance kits


Downward assistance kits will provide you with extreme comfort and productivity increase. Ideal for self-tapping applications it requires no effort from the operator. BAPER system features a built-in collet check that allows the system to be used at any height. Easy push system operates only at a preset height by using a mechanical stop that is set along the pole.



EASY PUSH

Model	For	Pushing force (kg)	Stroke (mm)	Type	Code
EASY PUSH	BA 12 R	5	125	Pneumatic	4-1200099
EASY PUSH	BA 25 R	9	160	-	4-1200102
EASY PUSH	BA 40 & 100 R	9	200	-	4-1200103
EASY PUSH	BA 12 R	5	125	Electric	4-1200838
EASY PUSH	BA 25 R	9	160	-	4-1200839
EASY PUSH	BA 40 & 100 R	9	200	-	4-1200840
Easy Push Cable/GX					4-1200843
Easy Push Cable/DELVO					4-1200844
Cable without connector					4-1200845
U3-D Interface for GX screwdrivers					6-1041888


EASY PUSH kits are delivered without cable.



BAPER

Model	For	Pushing force (kg)	Type	Code	
BAPER	BA 12 R	5	Pneumatic	4-1200095	
BAPER	BA 25 R	8	-	4-1200096	
BAPER	BA 40 & 100 R	8	-	4-1200097	
BAPER	BA 12 R	5	Electric	4-1200830	
BAPER	BA 25 R	8	-	4-1200831	
BAPER	BA 40 & 100 R	8	-	4-1200832	
BAPER Cable/GX					4-1200833
BAPER Cable/DELVO					4-1200834
Cable without connector					4-1200835
U3-D Interface for GX screwdrivers					6-1041888

Electric BAPER kits are delivered without cable.



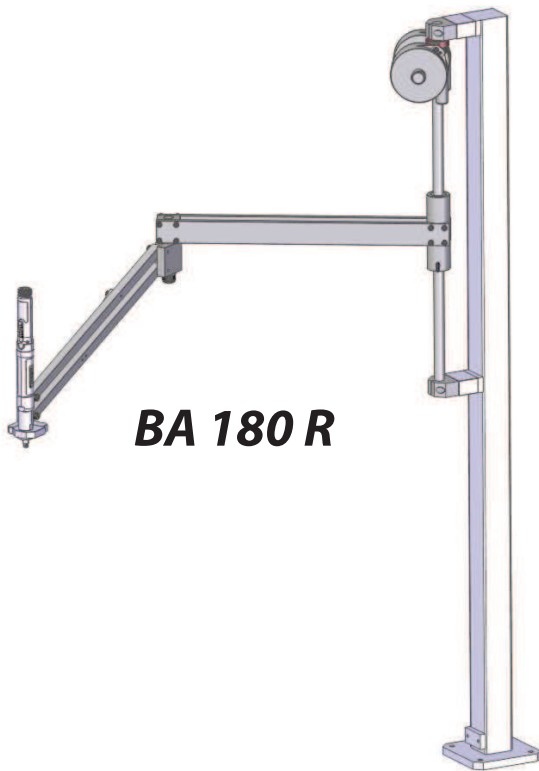
Safety kit

Model	For	Code
Safety kit	BA 12 & 25 R	4-1200134
Safety kit	BA 40 & 100 R	4-1200135

The safety kit allows to avoid activation of downward assistance before powerbit gets in contact with the screw.

Articulated reaction arms

BA...R high torque



BA 180 R



BA 200/500 R



BA 180 R

Model	Max. torque (Nm)	Max load (kg)	Max radius (mm)	Code
BA 180 R / 1200	180	6	1200	4-1201095
BA 180 R / 1500	180	4	1500	4-1200827

Delivered without tool clamp, floor post and not anodized.



BA 200 R / 500 R

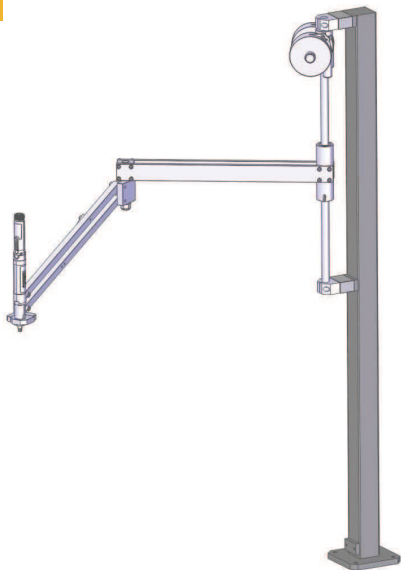
Model	Max. torque (Nm)	Max load (kg)	Max radius (mm)	Code
BA 200 R	200	20	2000	4-1200828
BA 500 R	500	40	2000	4-1200829
BA 500 R/2500	500	30	2500	4-1283106
BA 500 R/3000	500	40	3000	4-1283107

Delivered without tool clamp.
Higher capacity on request.



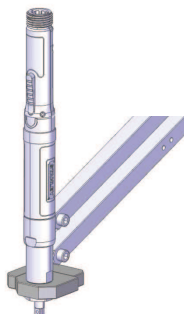
Articulated reaction arms

BA...R high torque accessories



BA 180 R equipped with floor post (optional)

The BA 180 R can be mounted directly on your structure or on an optional post to split on the floor.



Arm/power tools interface for straight tools and for angular tool with BA 180 R

Code : 4-1201105.

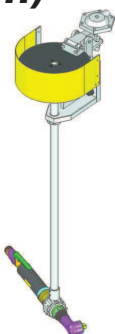
Note : please precise the screwdriver type.



BA 100/200/400 and 100/180 R Floor Post

Code : 4-1201096.

Pneumatic break with rotating clamp (option)



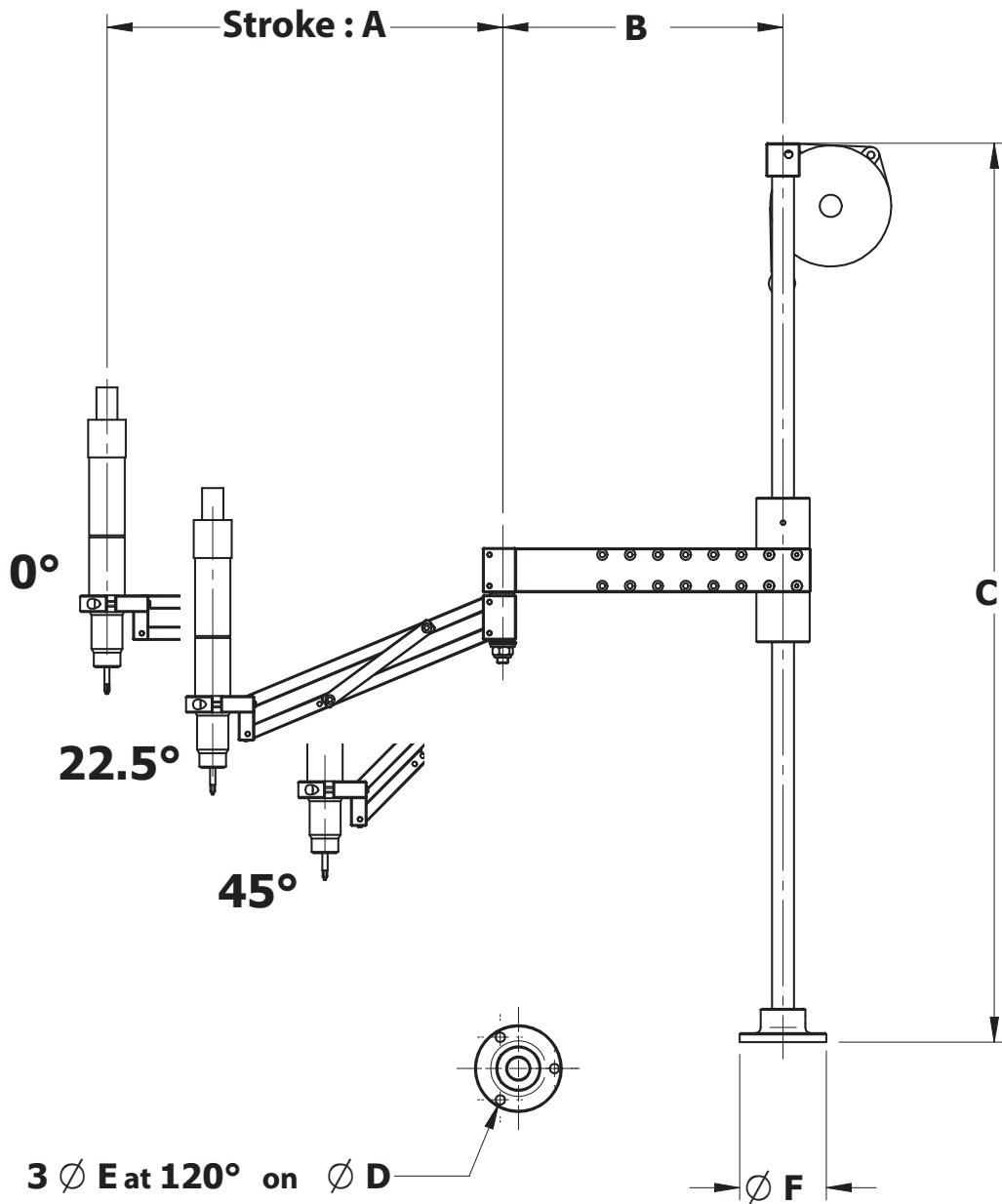
BA 200R/500R

Numerous options are available to meet your process requirement :

- pneumatic break
- rotating clamp
- controller base plate
- remote start handle

Articulated reaction arms

BA...R 5 to 100 Dimensions



BA...R dimensions

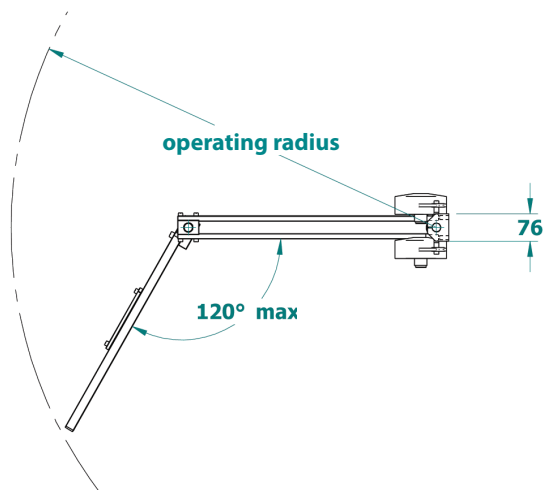
Model	A 0° (mm)	A 22,5° (mm)	A 45° (mm)	Min	B Max (mm)	C (mm)	Operating radius at 22,5° (mm)
BA 5 R	259	243	192	132	212	705	420
BA 12 R	279	261	209	102	252	808	450
BA 12 R / 600	332	310	247	332	357	808	600
BA 25 R	296	278	227	95	245	908	460
BA 25 R / 600	358	336	271	305	330	908	600
BA 25 R / 800	483	452	360	417	442	908	800
BA 40 R	414	387,5	310,5	150	350	1008	650
BA 40 R / 800	503	470	374	415	415	1008	800
BA 40 R / 1000	640	597	471	520	520	1008	1000
BA 100 R	462	433	351	205	405	1008	730
BA 100 R / 900	564	528	425	470	520	1008	900
BA 100 R / 1100	694	648	517	585	635	1008	1100



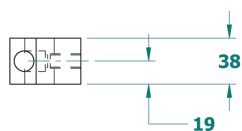
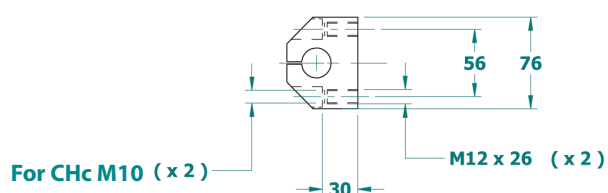
Articulated reaction arms

BA 180 R Dimensions

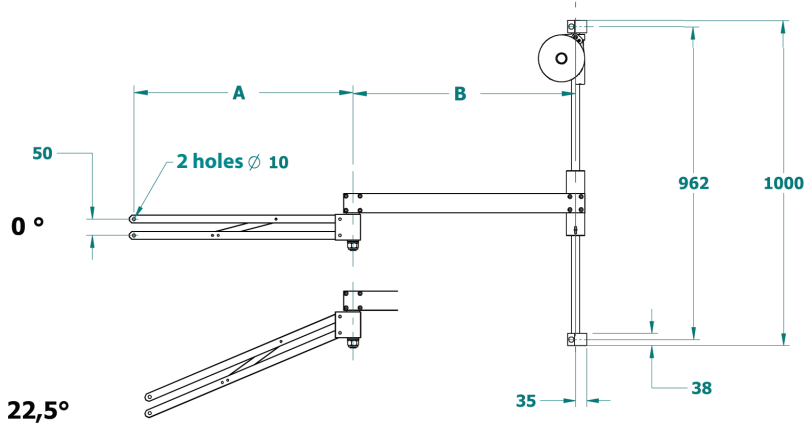
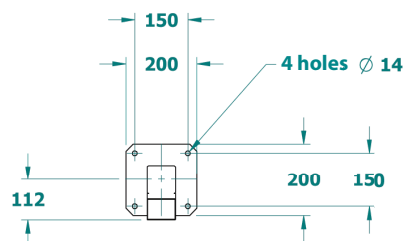
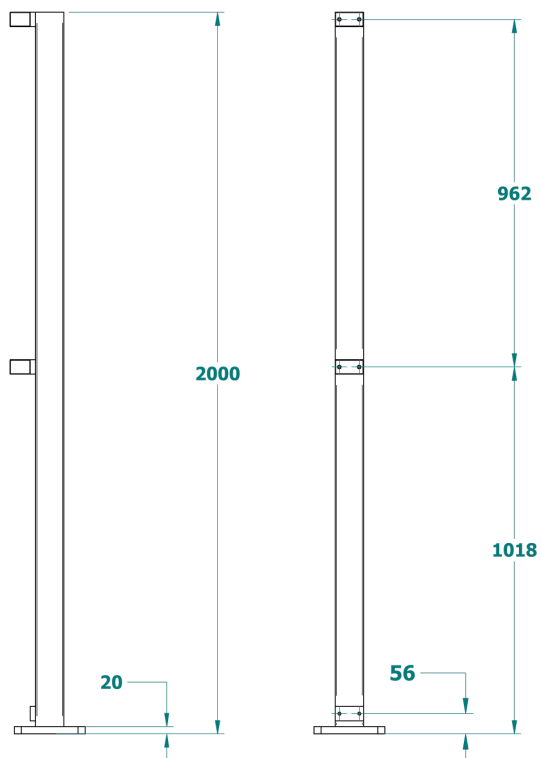
BA 180 R



Coupling flange



Floor post

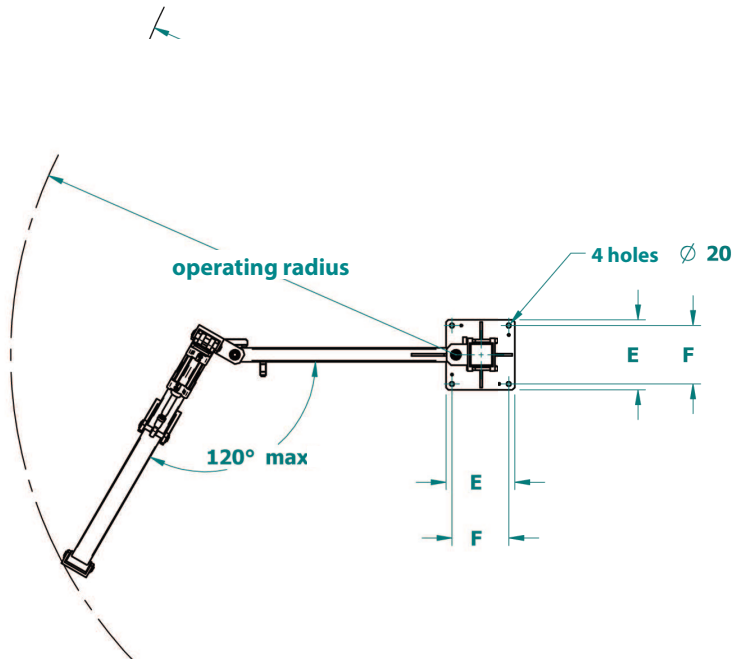
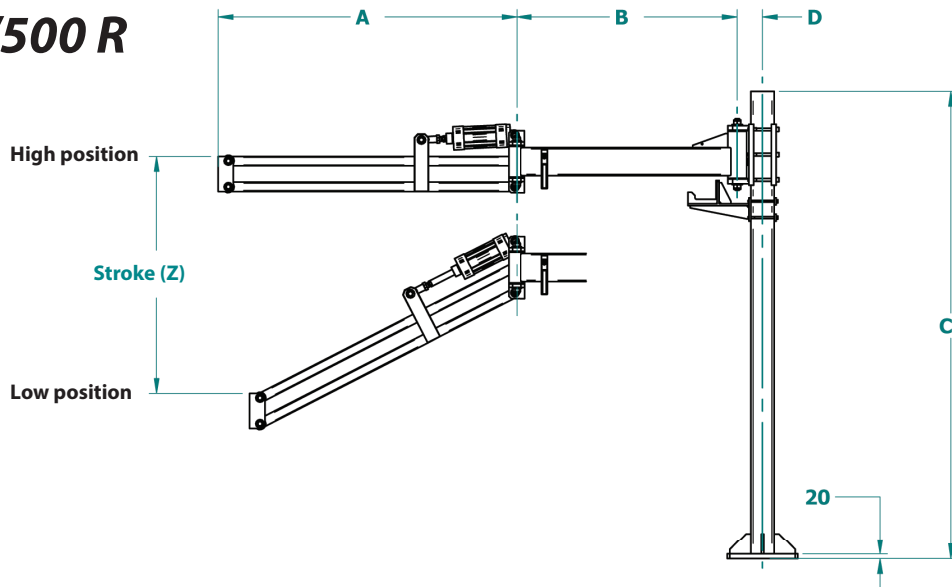


Type	A (0°)	A (22,5°)	B	C	Operating radius
BA 180 R/1200	686	637	700	2000	1200
BA 180 R/1500	820	760	855	2000	1500

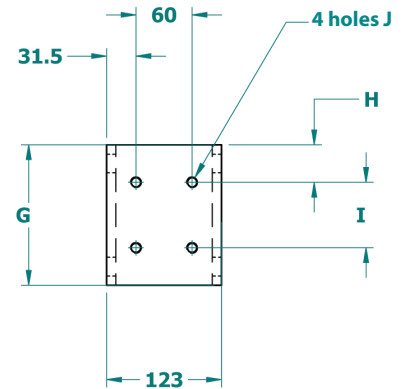
Articulated reaction arms

BA 200 & 500 R Dimensions

BA 200/500 R



Tool clamp mounting bracket



Model	A (high position)	Z (Stroke)	B	C	D	E	F	G	H	I	J	K	Operating radius
BA 200 R	1278	559	943	2000	108	300	250	150	40	70	M12	108	1900
BA 500 R	1278	559	943	2000	118	400	350	170	45	80	M16	118	1900
BA 500 R/2500	1478	650	1293	2000	118	400	350	170	45	80	M16	118	2400
BA 500 R/3000	1978	1100	1560	2000	118	500	450	170	45	100	M16	118	2900



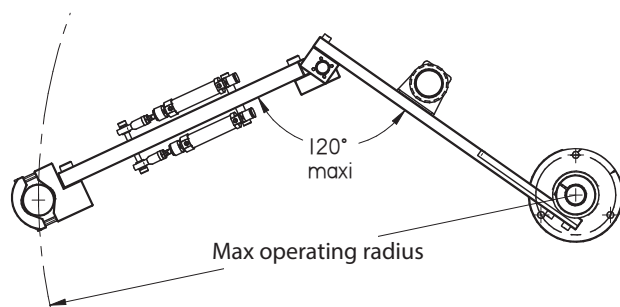
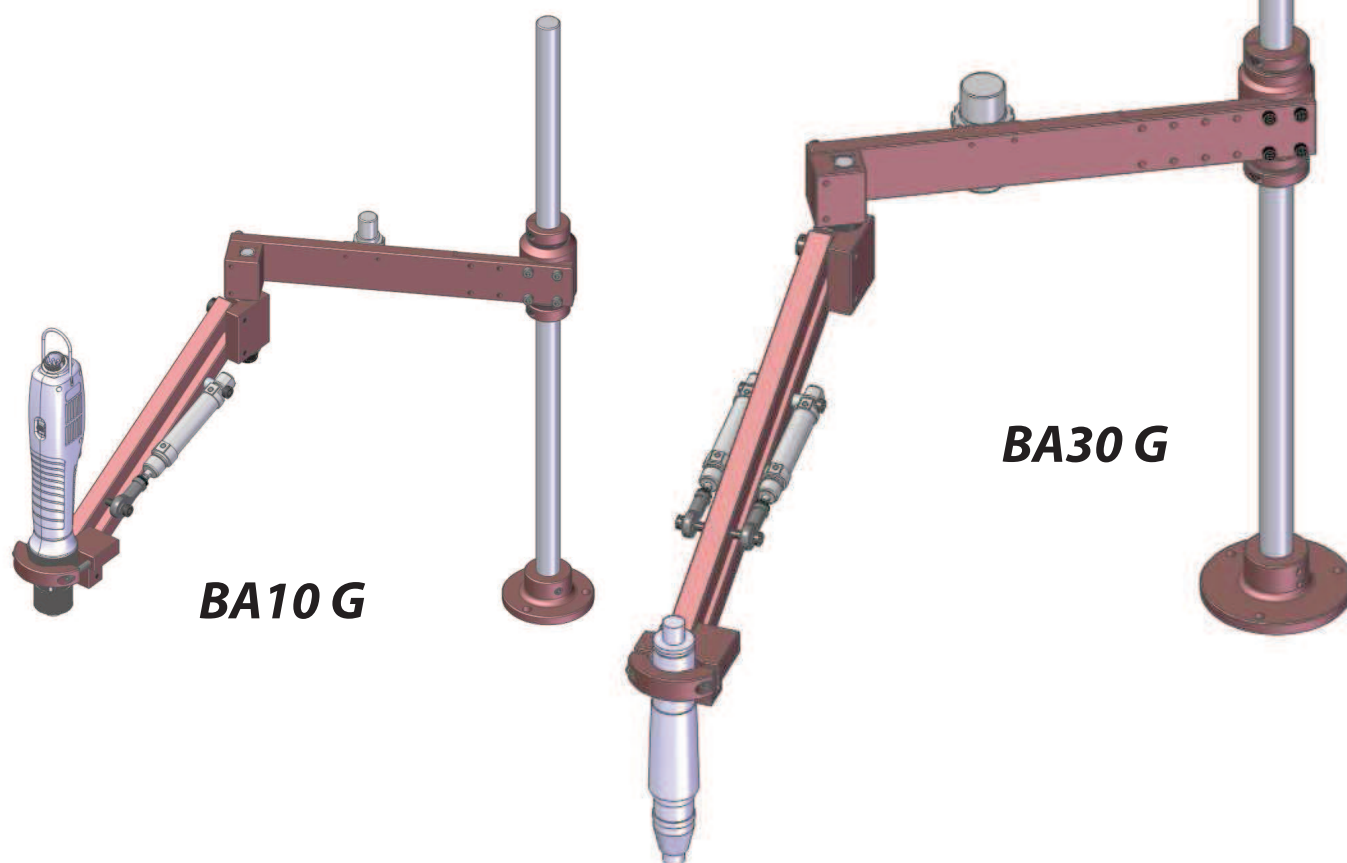
Articulated and air balanced pantograph

BA...G Series



Inspired from the BA...R Series, the BA...G Series provides you even more flexibility and comfort thanks to the air balanced design.

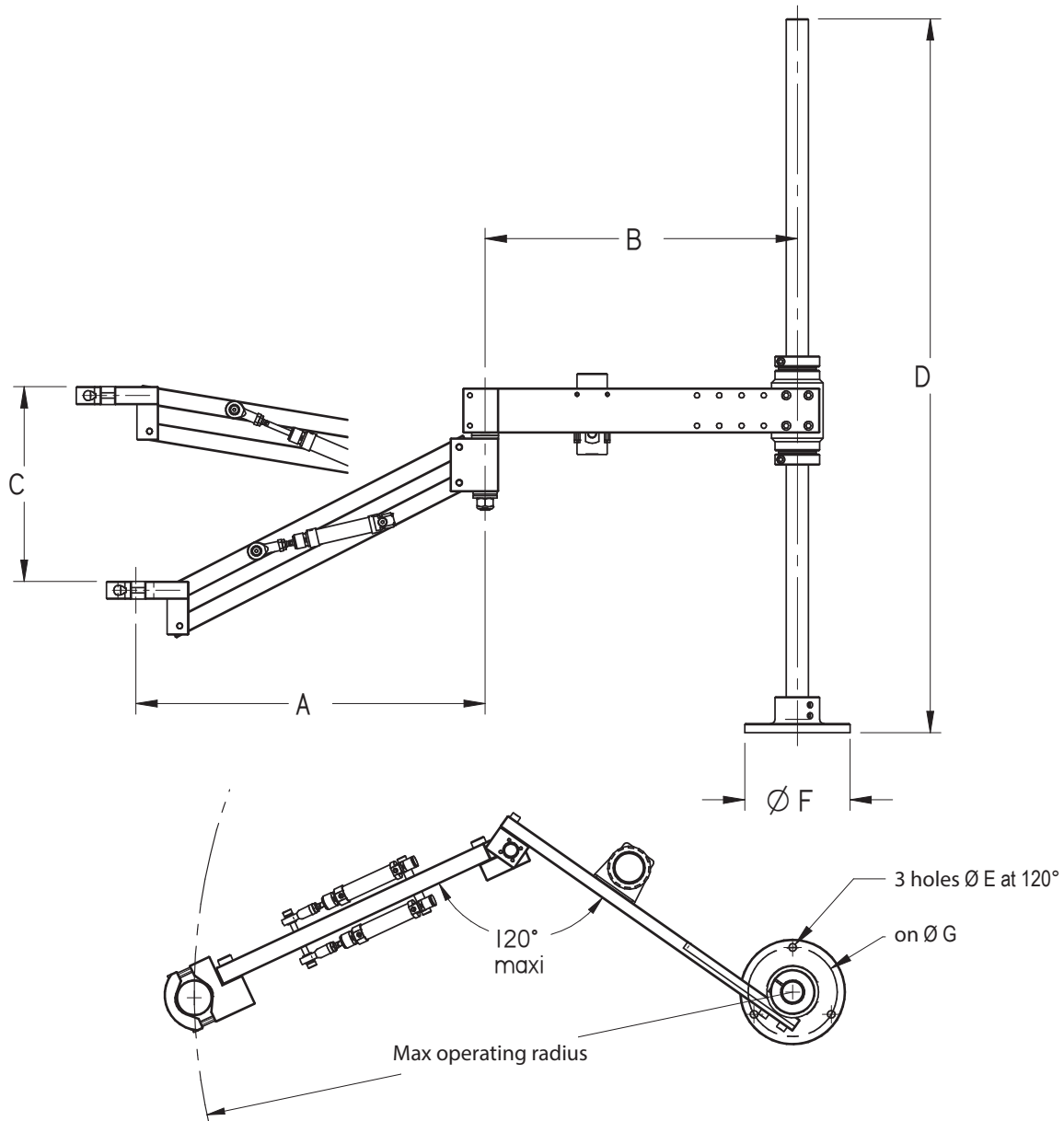
- Softly air balanced !
- Quick and quiet !



Model	Torque Max (Nm)	Tool Ø (mm)	Vertical Stroke (mm)	Maxi load (Kg)	Max radius (mm)	Code
BA10 G	10	25 - 50	170	1	470	4-1201013
BA10 G/600	10	25 - 50	170	1	600	4-1201014
BA30 G	30	28 - 52	220	2	670	4-1201015
BA30 G/800	30	28 - 52	220	2	800	4-1201016

Articulated and air balanced pantograph

BA...G Series



Model	A (down position)	B mini	B maxi	C Vertical Stroke	D	Dim. E	Dim. F	Dim. G	Max radius (mm)
BA10 G	260	202	252	170	600	8,5	78	65	470
BA10 G/600	260	357	407	170	600	8,5	78	65	600
BA30 G	391	250	350	218	800	8,5	118	100	670
BA30 G/800	391	405	505	218	800	8,5	118	100	800